



CW-11 (CWO-1100-SA) Circle Welder

For welding diameters from 10" to 50"
(250 - 1270 mm) O.D.

Use with 3 jaw expandable chuck
or manipulator.

Features:

- Wire feeder with one set of drive rolls.
- K-231 gun available.
- DC drive motor and speed control for rotation.
- Meter kit with 0-50 DC volt meter, 0-600 DC amp meter.
- Gun and cable assembly, quick disconnect.
- Nozzle flux cone.
- Burnback control.
- 50 ft. (15 m) control cable.
- Digital readout of wire feed speed, inches or millimeters.
- Weld switch, manual - automatic.
- Cold wire inch switch.
- Wire direction switch.
- Torch angle adjuster.
- Flux hopper with gate valve.
- 60 lbs. (27 kg) wire reel.
- Horizontal and Vertical adjustment by rack and pinion.
- Rise and fall slide assembly.
- Rise and fall cam with 7" (175 mm) of movement.
- Brushes and collector rings for welding current, rated at 600 amps 100% duty cycle.

Technical Data:

CW-11 (CWO-1100)

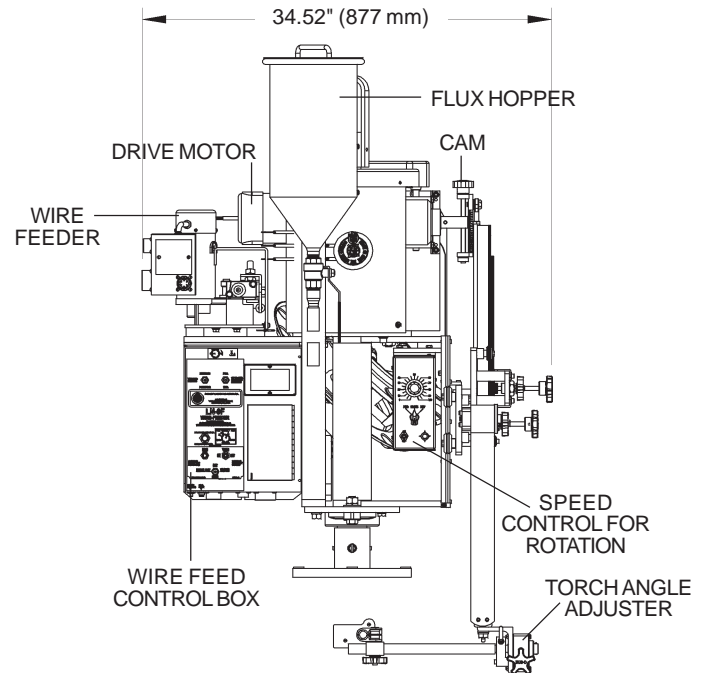
Gun Current Rating:	500 amp CO ₂ 400 amp mixed gases, 60% duty cycle 115 VAC (from welder)
Input Voltage:	115 VAC (from welder)
Wire Sizes:	
Solid Wire:	.035-3/32" (0.8-2.4 mm)
Flux Cored Wire:	.068-.120" (1.7-3.0 mm)
Wire Feed Speed:	50-600 ipm (1.2-15.2 meter/min)
Rise and Fall Cam:	0-7" (0-175 mm)
Rotation Speed:	0.06-.72 rpm
Welding Diameter:	10-50" (250-1270 mm)
Height:	42" (1066 mm)
Net Weight:	360 lbs. (163.6 kg)

The CW-11 may be used with any constant voltage power source with connections for 115 VAC and weld contactor.

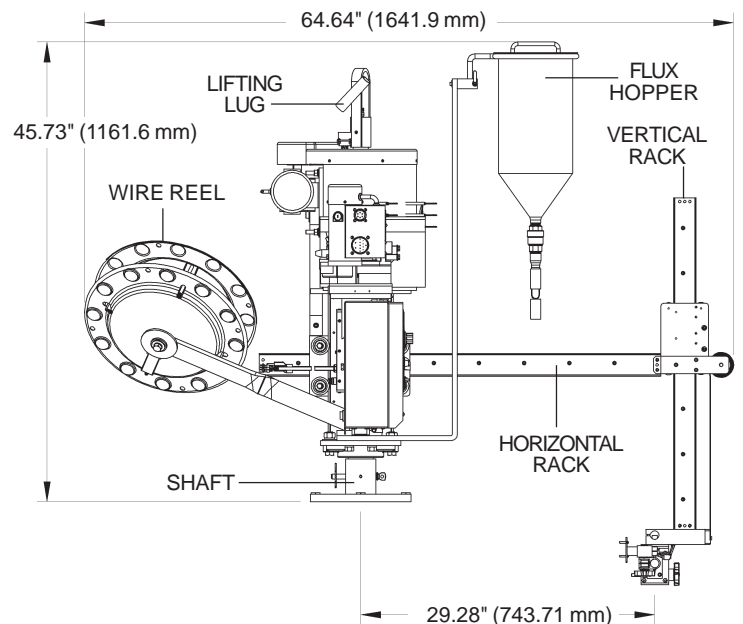
Options:

- Horizontal and vertical adjustment may be motorized.
- Gas option for MIG and flux cored welding is available.
- Upon request the unit can be equipped with other gun types.
- Three jaw expandable chucks.
- Flux Recovery System.

SIDE ELEVATION



FRONT ELEVATION





CW-11 (CWO-1100-MG) Circle Welder

For welding diameters from 10" to 50"
(250 - 1270 mm) O.D.

Use with 3 jaw expandable chuck
or manipulator.

Options:

Horizontal and vertical adjustment may be motorized.

Electric oscillator.

Three jaw expandable chucks.

Sub-Arc components available.

Features:

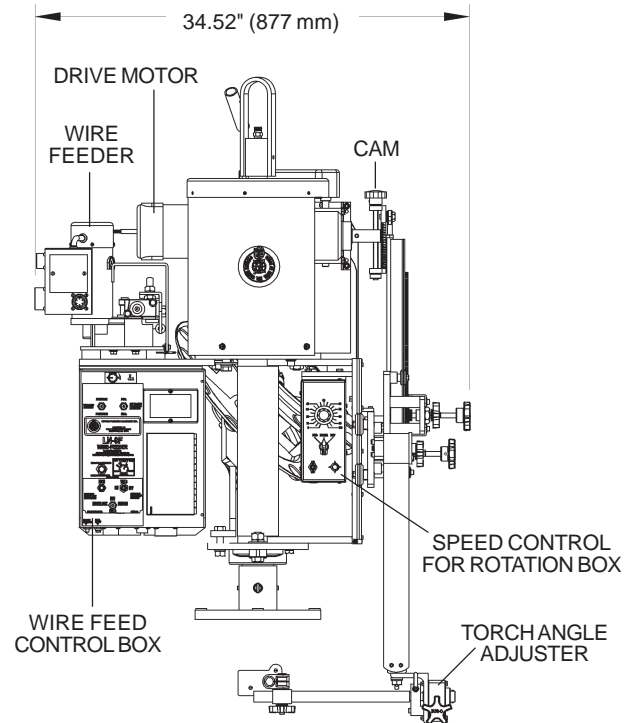
- Wire feeder with one set of drive rolls.
- DC drive motor and speed control for rotation.
- Meter kit with 0-50 DC volt meter, 0-600 DC amp meter.
- Gun and cable assembly, quick disconnect.
- Nozzle flux cone.
- Burnback control.
- 50 ft. (15 m) control cable.
- Digital readout of wire feed speed, inches or millimeters.
- Weld switch, manual - automatic.
- Cold wire inch switch.
- Wire direction switch.
- Torch angle adjustor.
- Flux hopper with gate valve.
- 60 lbs. (27 kg) wire reel.
- Horizontal and Vertical adjustment by rack and pinion.
- Rise and fall slide assembly.
- Rise and fall cam with 7" (175 mm) of movement.
- Brushes and collector rings for welding current, rated at 600 amps 100% duty cycle.

Technical Data:

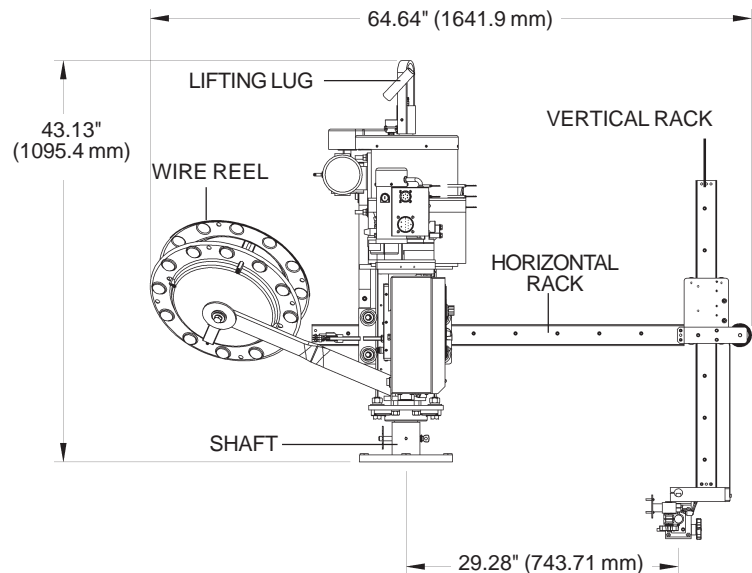
CW-11 (CWO-1100)

- Gun Current Rating:** 500 amp CO₂
400 amp mixed gases,
60% duty cycle
- Input Voltage:** 115 VAC (from welder)
- Wire Sizes:**
 - Solid Wire:** .035-3/32" (0.8-2.4 mm)
 - Flux Cored Wire:** .068-.120" (1.7-3.0 mm)
- Wire Feed Speed:** 50-600 ipm (1.2-15.2 meter/min)
- Rise and Fall Cam:** 0-7" (0-175 mm)
- Rotation Speed:** 0.06-.72 rpm
- Welding Diameter:** 10-50" (250-1270 mm)
- Height:** 42" (1066 mm)
- Net Weight:** 360 lbs. (163.6 kg)

SIDE ELEVATION



FRONT ELEVATION



The CW-11 may be used with any constant voltage power source with connections for 115 VAC and weld contactor.